




IP55

FREE STANDING CABINET



Free standing IP55 Industrial Cabinets enable all types of 19" devices and equipment to work with full protection against dust, water and external impacts.

Fill in the
RACKS



19" IP55 FREE STANDING CABINET

MAXIMUM SECURITY

The cabinet ensures maximum security through its 3 point handled locking system found at the front and rear doors.

HIGH STRENGTH

The cabinet can carry heavy devices thanks to its fully welded extra resistant carcass system and surface panels of thick steel.

MAXIMUM SEALING

It provides protection against dust and water through its gasket structure on fully detachable side, front, rear and bottom panels.

WELDED BODY

Carcass body of all IP55 free standing cabinets is formed with welded front and rear frames and modular depth profiles are fixed with 8 pcs M10x30 screw.



OPTIONAL AIR CONDITIONER

The air conditioners are panel type developed and manufactured to cool electrical panels and 19" rack cabinets positioned in atmospheric environment. Depending on the cabinet size and device capacities, 4 options given below as 0-1000, 0-2000, 0-3000, 0-4000 can be selected. Only 0-4000 air conditioner operates with 380V while the rest operates with 220V.

1 0-1000 Air Conditioner

Cooling Capacity	L35 L35 1000W	Input Power	704 W
Cooler Gas Type	R 134a	Operation Current	3.2 A
Cooler Gas Amount	420 g	Starting Current	16.2 A
Dimensions (WxDxH)	350 x 200 x 800	Weight	34 Kg
Thermostat Default Setting	34 °C	Type of Metal	Stainless
Differential	4 K	Installation Type	Wall Mount
Internal Unit Flow	540 m³/h	Protection Degree	IP65
External Unit Flow	540 m³/h	Operation Range	+15 °C 55 °C
Energy Frequency	50/60 Hz	Compressor	Danfoss
Standard Power	198V - 252V	Fans	EbmPaps

Product Code
MR.0-1000-klima

2 0-2000 Air Conditioner

Cooling Capacity	L35 L35 1700W	Input Power	924 W
Cooler Gas Type	R 134a	Operation Current	4.2 A
Cooler Gas Amount	520 g	Starting Current	17.2 A
Dimensions (WxDxH)	403 x 230 x 947	Weight	40 Kg
Thermostat Default Setting	34 °C	Type of Metal	Stainless
Differential	4 K	Installation Type	Wall Mount
Internal Unit Flow	945 m³/h	Protection Degree	IP65
External Unit Flow	945 m³/h	Operation Range	+15 °C 55 °C
Energy Frequency	50/60 Hz	Compressor	Danfoss
Standard Power	198V - 252V	Fans	EbmPaps

Product Code
MR.0-2000-klima

3 0-3000 Air Conditioner

Cooling Capacity	L35 L35 2700W	Input Power	1430 W
Cooler Gas Type	R 134a	Operation Current	6.5 A
Cooler Gas Amount	620 g	Starting Current	21.2 A
Dimensions (WxDxH)	400 x 240 x 1050	Weight	46 Kg
Thermostat Default Setting	34 °C	Type of Metal	Stainless
Differential	4 K	Installation Type	Wall Mount
Internal Unit Flow	1175 m³/h	Protection Degree	IP65
External Unit Flow	945 m³/h	Operation Range	+15 °C 55 °C
Energy Frequency	50/60 Hz	Compressor	Danfoss
Standard Power	198V - 252V	Fans	EbmPaps

Product Code
MR.0-3000-klima

4 0-4000 Air Conditioner

Cooling Capacity	L35 L35 3700W	Input Power	1596 W
Cooler Gas Type	R 134a	Operation Current	2.2 A
Cooler Gas Amount	1050 g	Starting Current	A
Dimensions (WxDxH)	500 x 255 x 1200	Weight	61 Kg
Thermostat Default Setting	34 °C	Type of Metal	Stainless
Differential	4 K	Installation Type	Wall Mount
Internal Unit Flow	1175 m³/h	Protection Degree	IP65
External Unit Flow	1470 m³/h	Operation Range	+15 °C 55 °C
Energy Frequency	50/60 Hz	Compressor	Embraco
Standard Power	380V	Fans	EbmPaps

Product Code
MR.0-4000-klima



FAN MODULE

Each fan motor used in fan modules have the air suction and flor capacity in the range of 2,22-2,7 m3/min and noise range of 43-47db.

Product Code	Product Description
MR.FAN2AT	2 fans, analog thermostat controlled fan module
MR.FAN2DT	2 fans, digital thermostat controlled fan module
MR.FAN4AT	4 fans, analog thermostat controlled fan module
MR.FAN4DT	4 fans, digital thermostat controlled fan module

In IP55 Free Standing Cabinets, Mirsan Standard Fan Module is installed.





FRONT DOOR

Standard front door is Flat Metal Door. Optionally 4 mm tempered, antistatic, smoothed and high breaking resistance full size Glass door, Perforated Door or Vertically Split Double Doors are available.



1

Flat Metal Door

Code Extension : DMK



2

Glass Door

Code Extension : CK



3

Vertically Split Double Doors

Code Extension : DBK

Please specify the code extension of the preferred door type at the end of the product code.

REAR DOOR

Standard front door is Flat Metal Door. Optionally Glass door, Perforated Door or Vertically Split Double Doors are available.

MULTIDIRECTIONAL ACCESS

Access to the cabinet is available from every direction thanks to detachable front, rear and side panels.



EARTHING

In order to ensure continuity of grounding there is provided connection terminals on each panel.

CABLE ENTRIES


The standard configuration of the IP55 Free Standing Cabinets is with 300x55mm brushed cable entry on the bottom. Optional cable entries are located on top with 2 pcs PG48 Glands and at the bottom with desired number of PG glands and 100x100mm sliding or rubber cable entry. As the top and bottom of the IP55 Free Standing cabinets are completely openable, they are suitable for mass cable entries.



1 Brushed Cable Entry Standard



3 Sliding Cable Entry Optional



2 Cable Entry with Glands Optional



4 Rubber Cable Entry Optional

ROOFS

IP55 Free Standing Cabinets have 3 different roof model; flat roof, angled roof and triangle roof. Standard offer includes angled roof. Other models are optional. All models are designed to fit with carriage eye bolts. Eye bolts are not fixed on the roof and take the strength from the main frame.



Eye Bolts



Flat Roof Optional



Angled Roof Standard



Triangle Roof Optional



19" IP55 FREE STANDING CABINET

CABLE ORGANIZERS

Cable organizers are used vertically with covers and located in 800mm width cabinets to move the mass data and energy cables within the cabinet orderly and strongly. Due to the cover, cable organizers don't show the mass or any open view when looked from back or the front and creates an orderly and professional view in the cabinet.

The cable organizers are delivered as 1 set = 2 pcs. With the snap locking cover, cable organizers can be removed and assembled within seconds. The vertical cable organizers have 2 different model and either metal body **Classic** or metal body **PVC Finger Type** can be preferred.

Classic Vertical Organizer

Product Code	Product Description
MR.ODK22U	22U Classic Vertical Cable Organizer 1 set = 2pcs (Left/Right)
MR.ODK26U	26U Classic Vertical Cable Organizer 1 set = 2pcs (Left/Right)
MR.ODK32U	32U Classic Vertical Cable Organizer 1 set = 2pcs (Left/Right)
MR.ODK36U	36U Classic Vertical Cable Organizer 1 set = 2pcs (Left/Right)
MR.ODK40U	40U Classic Vertical Cable Organizer 1 set = 2pcs (Left/Right)
MR.ODK42U	42U Classic Vertical Cable Organizer 1 set = 2pcs (Left/Right)

PVC Finger Type Cable Organizer

Product Code	Product Description
MR.KP.ORG22U.110.GTDC	22U PVC Finger Type Cable Organizer 1 set = 2pcs (Left/Right)
MR.KP.ORG26U.110.GTDC	26U PVC Finger Type Cable Organizer 1 set = 2pcs (Left/Right)
MR.KP.ORG32U.110.GTDC	32U PVC Finger Type Cable Organizer 1 set = 2pcs (Left/Right)
MR.KP.ORG36U.110.GTDC	36U PVC Finger Type Cable Organizer 1 set = 2pcs (Left/Right)
MR.KP.ORG40U.110.GTDC	40U PVC Finger Type Cable Organizer 1 set = 2pcs (Left/Right)
MR.KP.ORG42U.110.GTDC	42U PVC Finger Type Cable Organizer 1 set = 2pcs (Left/Right)

In IP55 Free Standing Cabinets, **Mirsan Standard Vertical Cable Manager** is used.



PVC Finger Type Cable Organizer

Classic Vertical Organizer

PLINTH MODULE

H=100mm high plinth module enables the protection of the cable masses coming from the bottom. It protects the cabinet from floods.

Product Code	Product Description
MR.IPGBAZ66	IP55 Free Standing W=600 D=600 H=100 Plinth Module
MR.IPGBAZ68	IP55 Free Standing W=600 D=800 H=100 Plinth Module
MR.IPGBAZ610	IP55 Free Standing W=600 D=1000 H=100 Plinth Module
MR.IPGBAZ88	IP55 Free Standing W=800 D=800 H=100 Plinth Module
MR.IPGBAZ810	IP55 Free Standing W=800 D=1000 H=100 Plinth Module

Plinth module price is included in IP55 Free Standing Cabinet prices.



Plinth Module

Demo Application

CASTOR MODULE

Castors are applicable in IP55 Free Standing Cabinets other than plinth modules. Castors are offered as 1 set = 4 pcs heavy duty, 2 with brakes and 2 without brakes which can move 360° in the Y axis. The castors can carry 1000 kg in total as 250 kg each.

Product Code	Product Description
MR.TKR5525	Free Standing Castor Group, 1 Set = 4Adet (2 with brakes), 4 point connection



Castor Group

Demo Application

LEVELLING FEET SET

Levelling feet sets have two options as PVC and metal body with a height adjustment. Standard offer is

Product Code	Product Description
MR.PNY25	PVC Body Levelling Feet, 1 Set = 4 pcs
MR.PNY80	Heavy Duty Type Metal Body Levelling Feet, 1 Set = 4 pcs



PVC Body Levelling Feet

Metal Body Levelling Feet

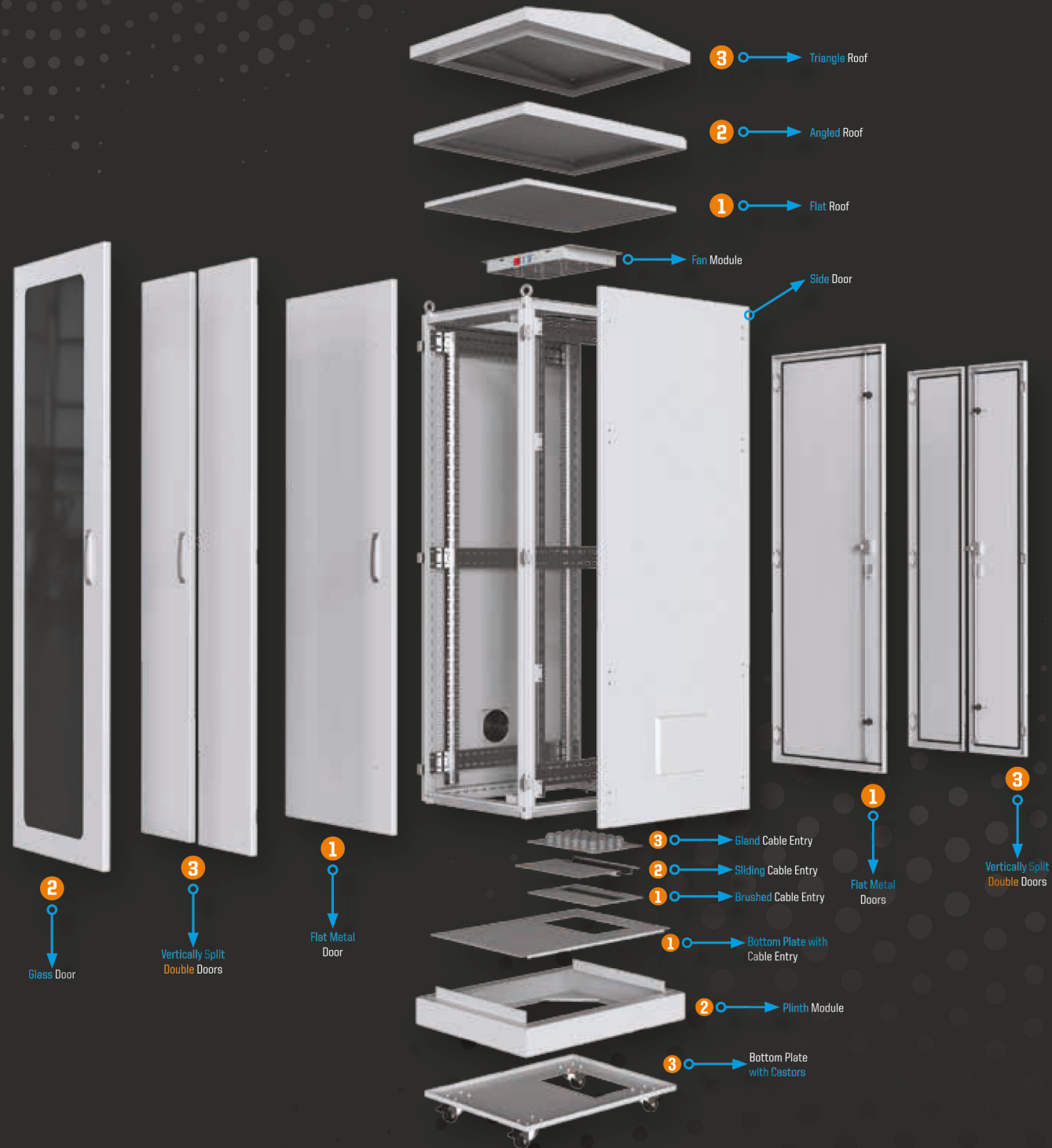


19" IP55 FREE STANDING CABINET

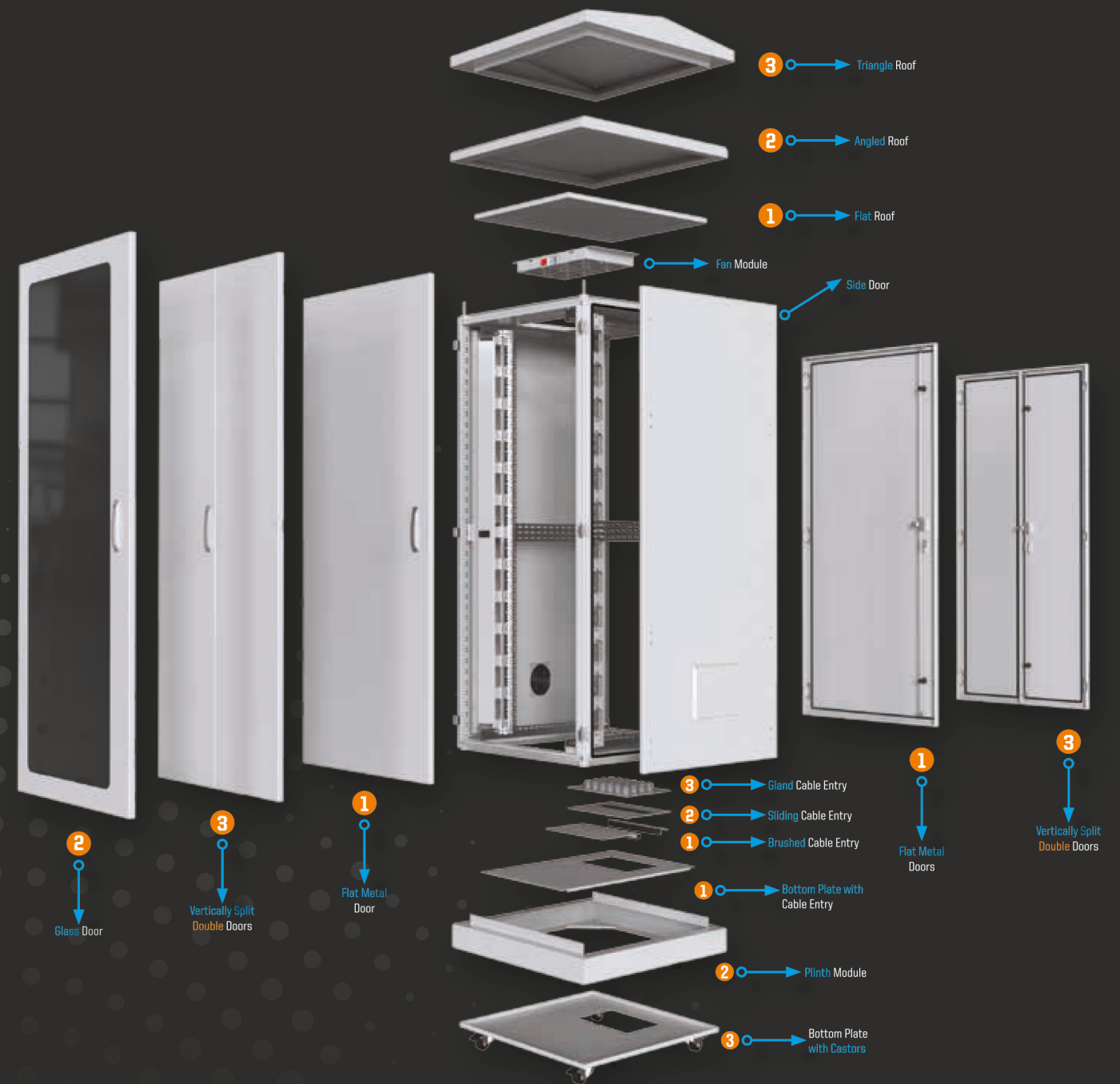
IP55 600x600 / 600x800 / 600x1000

IP55 800x800 / 800x1000

General Configuration



General Configuration





19" IP55 FREE STANDING CABINET

IP55 600x600 / 600x800 / 600x1000



IP55 800x800 / 800x1000



IP55 600x600 / 600x800 / 600x1000 Free Standing Product Codes

Product Code	W = Width	D = Depth	H = Height (mm)	U	Product Weight (Net)	Logistics (WxDxH) (mm)
MR.IP55616U66	600 mm	600 mm	962 mm + Plinth	16U	52.2	620 x 620 x (1082 + Plinth)
MR.IP55622U66	600 mm	600 mm	1228 mm + Plinth	22U	66.7	620 x 620 x (1348 + Plinth)
MR.IP55626U66	600 mm	600 mm	1406 mm + Plinth	26U	75.4	620 x 620 x (1526 + Plinth)
MR.IP55632U66	600 mm	600 mm	1673 mm + Plinth	32U	89.9	620 x 620 x (1793 + Plinth)
MR.IP55636U66	600 mm	600 mm	1850 mm + Plinth	36U	98.6	620 x 620 x (1970 + Plinth)
MR.IP55642U66	600 mm	600 mm	2117 mm + Plinth	42U	113.0	620 x 620 x (2237 + Plinth)
MR.IP55616U68	600 mm	800 mm	962 mm + Plinth	16U	60.9	620 x 820 x (1082 + Plinth)
MR.IP55622U68	600 mm	800 mm	1228 mm + Plinth	22U	77.0	620 x 820 x (1348 + Plinth)
MR.IP55626U68	600 mm	800 mm	1406 mm + Plinth	26U	87.7	620 x 820 x (1526 + Plinth)
MR.IP55632U68	600 mm	800 mm	1673 mm + Plinth	32U	102.9	620 x 820 x (1793 + Plinth)
MR.IP55636U68	600 mm	800 mm	1850 mm + Plinth	36U	114.0	620 x 820 x (1970 + Plinth)
MR.IP55642U68	600 mm	800 mm	2117 mm + Plinth	42U	130.5	620 x 820 x (2237 + Plinth)
MR.IP55622U610	600 mm	1000 mm	1228 mm + Plinth	22U	71.2	620 x 1020 x (1348 + Plinth)
MR.IP55626U610	600 mm	1000 mm	1406 mm + Plinth	26U	94.2	620 x 1020 x (1526 + Plinth)
MR.IP55632U610	600 mm	1000 mm	1673 mm + Plinth	32U	115.9	620 x 1020 x (1793 + Plinth)
MR.IP55636U610	600 mm	1000 mm	1850 mm + Plinth	36U	123.2	620 x 1020 x (1970 + Plinth)
MR.IP55642U610	600 mm	1000 mm	2117 mm + Plinth	42U	140.0	620 x 1020 x (2237 + Plinth)

IP55 800x800 / 800x1000 Free Standing Product Codes

Product Code	W = Width	D = Depth	H = Height (mm)	U	Product Weight (Net)	Logistics (WxDxH) (mm)
MR.IP55622U88	800 mm	800 mm	1228 mm + Plinth	22U	69.2	820 x 820 x (1348 + Plinth)
MR.IP55626U88	800 mm	800 mm	1406 mm + Plinth	26U	96.0	820 x 820 x (1526 + Plinth)
MR.IP55632U88	800 mm	800 mm	1673 mm + Plinth	32U	118.0	820 x 820 x (1793 + Plinth)
MR.IP55636U88	800 mm	800 mm	1850 mm + Plinth	36U	133.0	820 x 820 x (1970 + Plinth)
MR.IP55642U88	800 mm	800 mm	2117 mm + Plinth	42U	156.0	820 x 820 x (2237 + Plinth)
MR.IP55626U810	800 mm	1000 mm	1406 mm + Plinth	26U	102.5	820 x 1020 x (1526 + Plinth)
MR.IP55632U810	800 mm	1000 mm	1673 mm + Plinth	32U	125.5	820 x 1020 x (1793 + Plinth)
MR.IP55636U810	800 mm	1000 mm	1850 mm + Plinth	36U	148.5	820 x 1020 x (1970 + Plinth)
MR.IP55642U810	800 mm	1000 mm	2117 mm + Plinth	42U	171.5	820 x 1020 x (2237 + Plinth)

Technical Drawing

